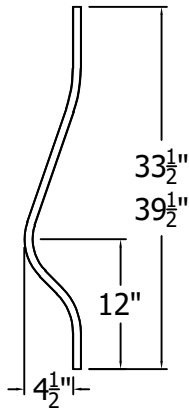


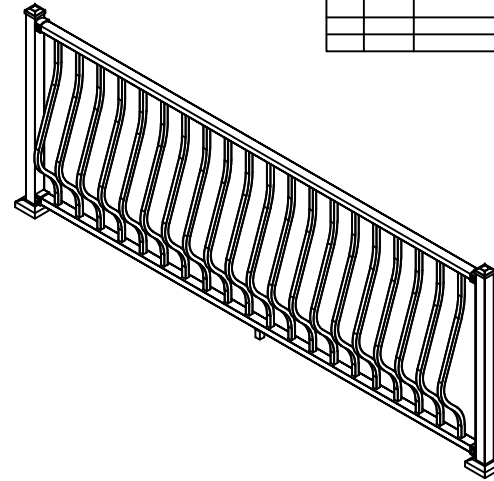
REV.	LOC.	REVISION	DATE

NOTE: End Spacing Will Vary Depending On Rail Length

Top Rail manufactured 2" Longer than shown for use with crossover post



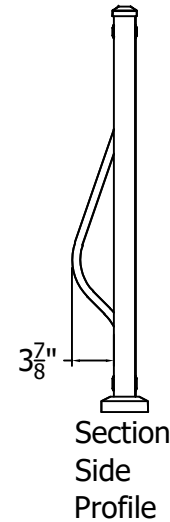
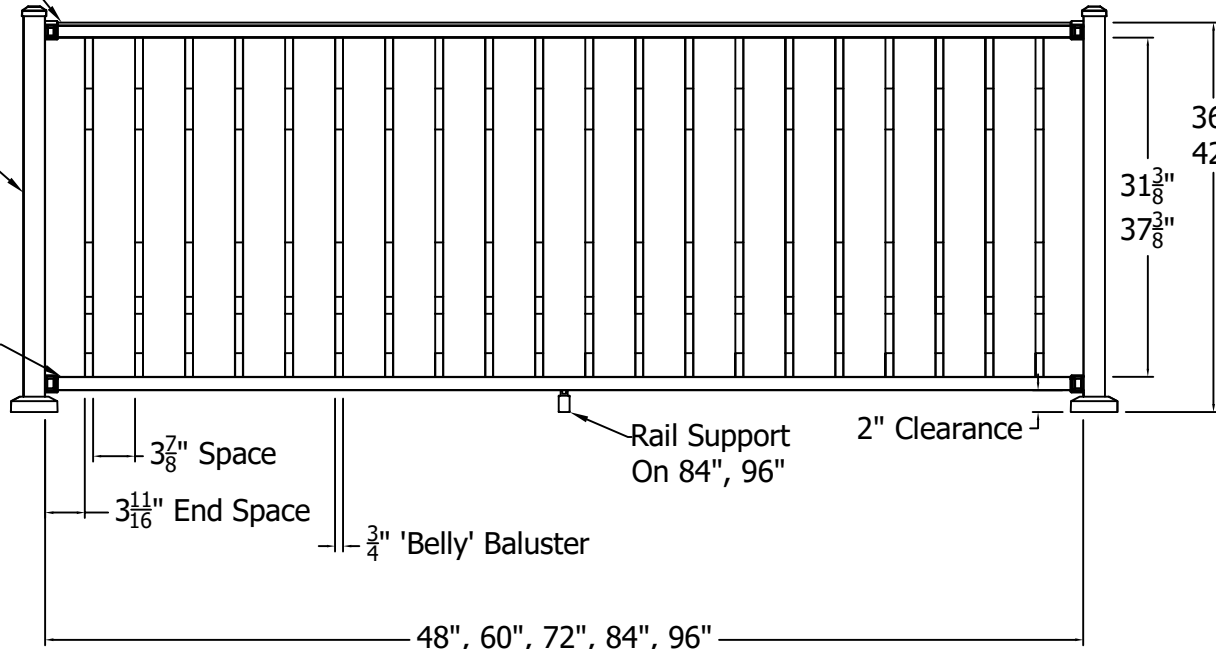
Baluster Side Profile



1 3/4" W X 1 3/8" T Rail

2" X 2" Post

1 3/4" W X 1 1/4" T Rail



Section Side Profile

48", 60", 72", 84", 96"

	<p>3446 US 6 EAST Bremen, IN 46506 diggerspecialties.com</p>	DRAWN BY: EH	STYLE:
		DATE DRAWN: 09-05-2019	C20
SCALE = 1":1"		AS SHOWN: 36" T	
DRAFT NO.: 20190905-1E	LOC: Z:\Aluminum\Westbury\C20 Montego\Updated Standard Drawings	REV.	

4

3

2

1